





Progress of 5S Green activities


The Center for Scientific and Technological Equipment Office



Before



After



# Before



## After

# Meeting Room



Before



After



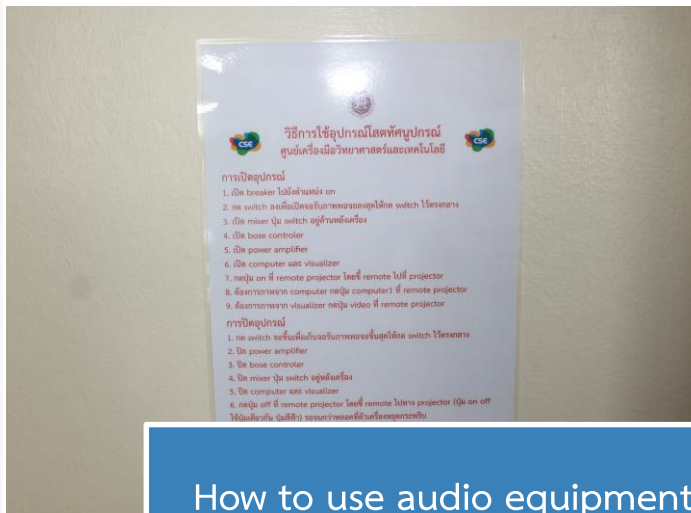
# Meeting Room



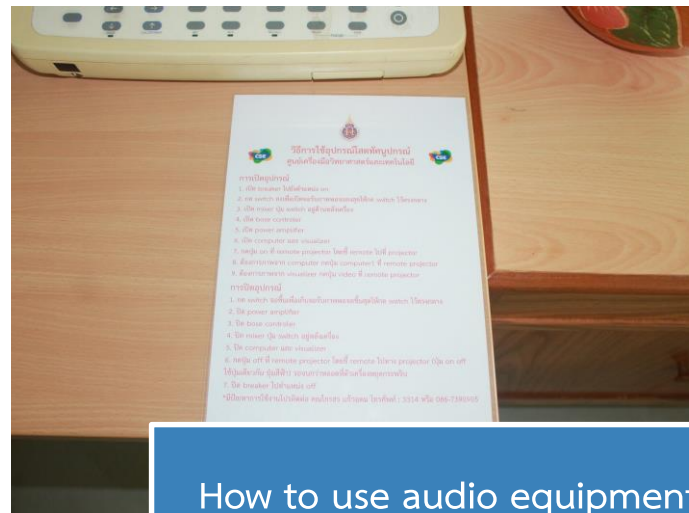
chair label




keep the wires




How to use audio equipment



How to use audio equipment



Before



After

# Reception Area




Before




After



Show off signs and light plans




Show off signs and light plans




Show signs to turn off the air conditioner and repair schedule.




Show signs to turn off the air conditioner and repair schedule.




Before




After



Before



After



After



After




Identify responsible person

Picture before and after compliance with the 5S Green area standard, laboratory


Department of Service and Tool Utilization

Office of the head of Department of Service and Tool Utilization

Before



After



Before



After



## Storage cabinets, office equipment

Before



After



## 1. Problems and obstacles encountered in the operation with suggestions

Problems and obstacles encountered	Feedback
1. No conduit or storage for wires, telephone wires, and internet cables that can be used between each person's desk.	If there is a conduit for cables, telephone cables and internet cables, the storage will be organized. more workable and most importantly is safe.